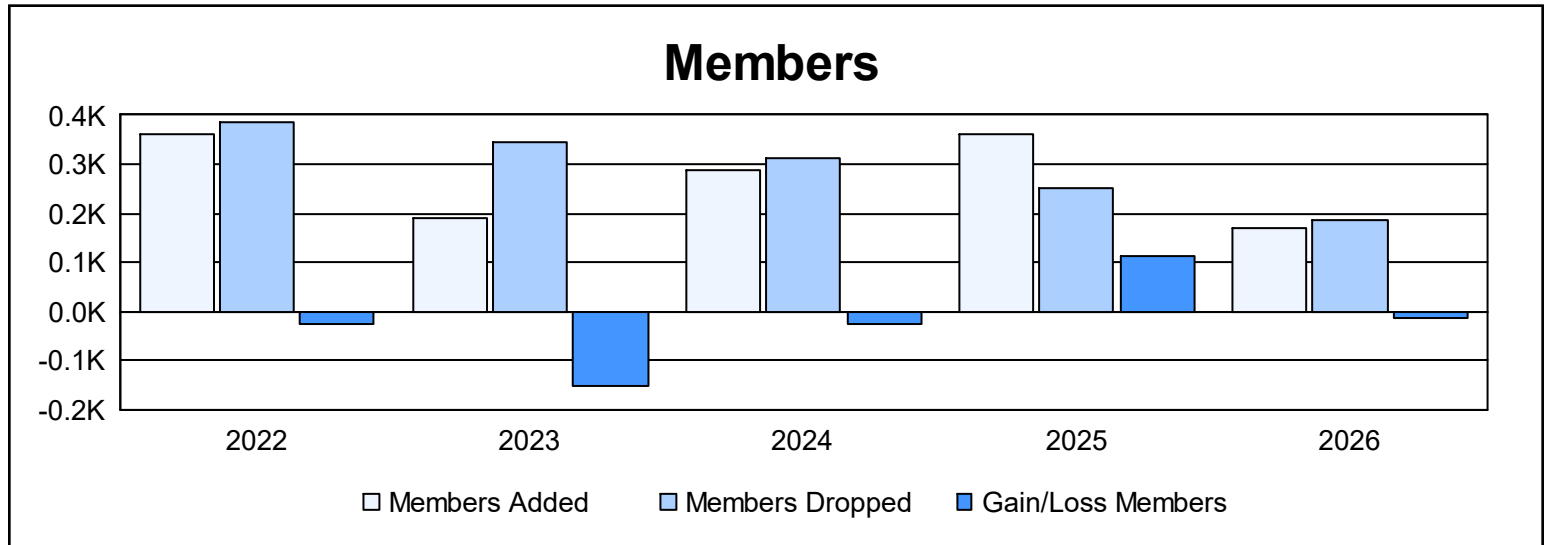
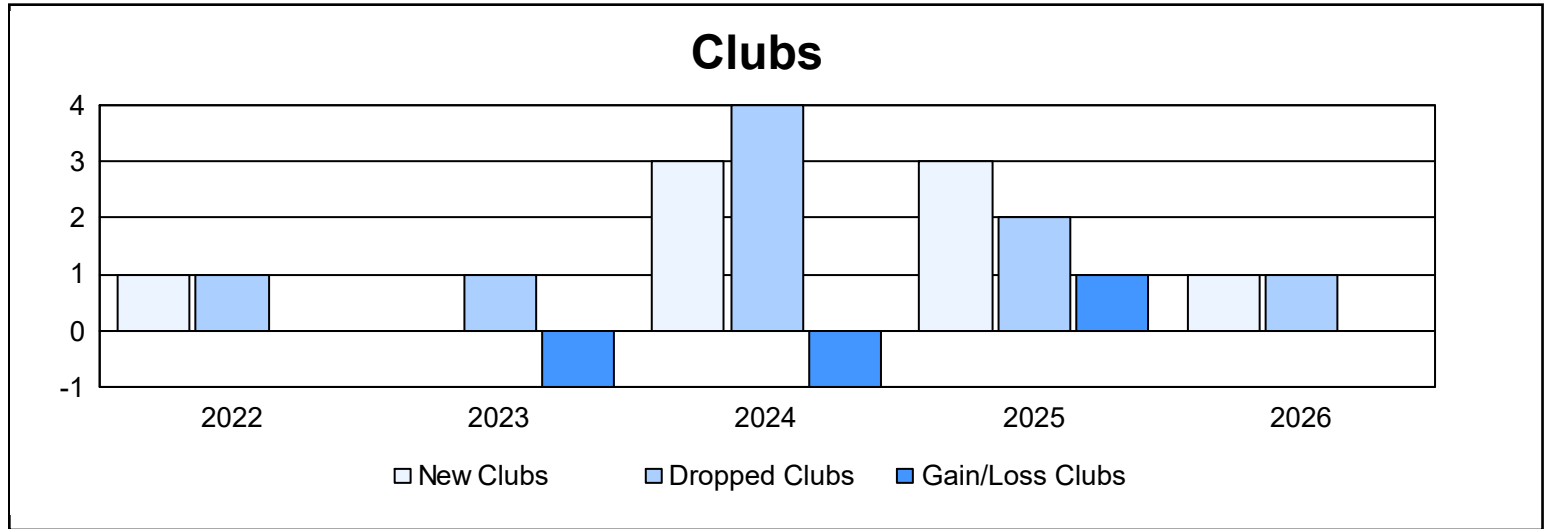
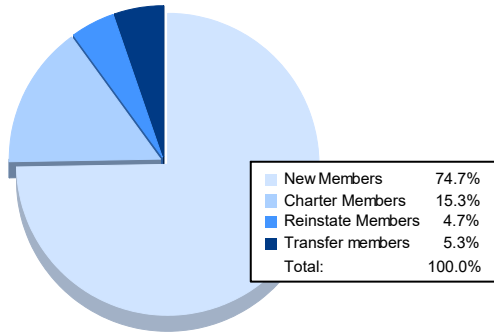


Year	New Clubs	Dropped Clubs	Gain/ Loss Clubs	New Members	Charter Members	Reinstate Members	Transfer Members	Total Member Added	Total Members Dropped	Gain/ Loss Members
2021-2022	1	1	0	288	47	20	5	360	384	-24
2022-2023	0	1	-1	172	5	9	6	192	344	-152
2023-2024	3	4	-1	155	81	36	14	286	311	-25
2024-2025	3	2	1	262	72	15	13	362	251	111
2025-2026	1	1	0	127	26	8	9	170	185	-15
<b>Average</b>	<b>2</b>	<b>2</b>	<b>0</b>	<b>201</b>	<b>46</b>	<b>18</b>	<b>9</b>	<b>274</b>	<b>295</b>	<b>-21</b>



### Membership Composition April 2026 Cumulative



### Gender Composition April 2026 Cumulative

